

IL MAGICO LIBRO  
DI NATALE




QUESTO LIBRO È DI

---

# DECORAZIONI A METÀ

[homemadeinroma.com](http://homemadeinroma.com)


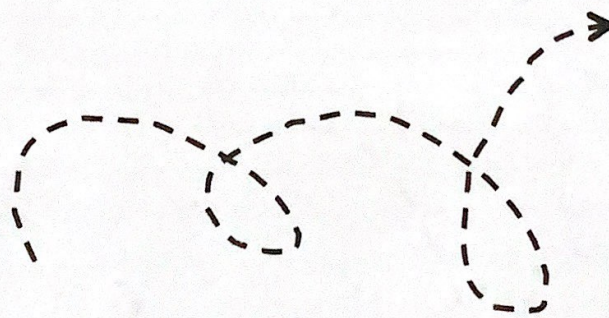
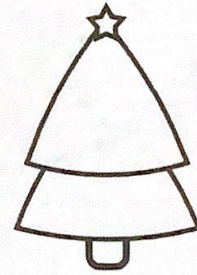

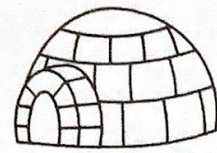
## COMPLETA I DISEGNI



# PRONTI, PARTENZA, VIA!

homemadema.com

AIUTA I PERSONAGGI AD ARRIVARE A DESTINAZIONE



E' TEMPO PREPARARE I BISCOTTI

[homemademamma.com](http://homemademamma.com)

RICALCA L'OMINO PAN DI ZENZERO  
E COLORALO COME VUOI





# GIOCHIAMO CON I COLORI


homeandemma.com

COLORA SEGUENDO LE ISTRUZIONI

COLORA SOLO LE COSE GIALLE



COLORA SOLO LE COSE VERDI




COLORA SOLO LE COSE AZZURRE



# UNISCI E COLORA

homemademamma.com

## UNISCI I DISEGNI UGUALI E COLORALI






# GRANDE E PICCOLO

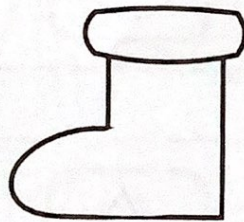

homemademamma.com

COLORA I DISEGNI SECONDO LE ISTRUZIONI

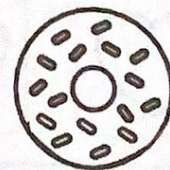
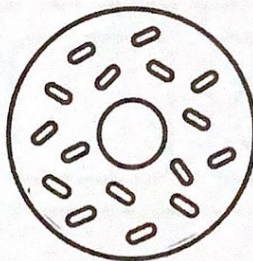
COLORA LA STELLA PIÙ GRANDE



COLORA LA CALZA PIÙ PICCOLA





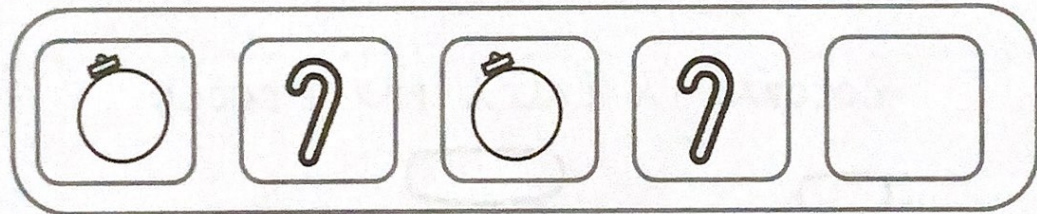
COLORA LA CIAMBELLA PIÙ GRANDE



# COSA VIENE DOPO?

[homemadefammy.com](http://homemadefammy.com)

COMPLETA LA SEQUENZA CON L'IMMAGINE CHE SEGUE






# LA BARBA DI BABBO NATALE

[iamemadamma.com](http://iamemadamma.com)

RITAGLIA LA SAGOMA E SEGUI LE LINEE TRATTEGGIATE  
PER CREARE LA BARBA DI BABBO NATALE



# QUANTE EMOZIONI!

COMPLETA IL VISO DI DELL'OMINO DI PAN DI ZENZERO  
IN BASE ALLE SUE EMOZIONI.

[homemademamma.com](http://homemademamma.com)

PER AIUTARTI PUOI GUARDARE LE EMOJI  
CHE TROVI IN FONDO LA PAGINA

